

# Hello Ladybug Bumblebee Card

How to make a bumblebee with ladybug products!

Lorri Heiling

[lorriheiling@gmail.com](mailto:lorriheiling@gmail.com)

[confessionsofastampingaddict.com](http://confessionsofastampingaddict.com)



## Paper:

- All Together 6" x 6" Designer Series Paper Scraps
- Basic Black  
4 1/4" x 11, scored in half on long side
- So Saffron  
5 1/2" x 7/8"
- Daffodil Delight  
5 1/2" x 7/8"
- Bumblebee  
5 1/2" x 7/8"
- Mango Melody  
5 1/2" x 7/8"
- Basic White  
1. 4" x 2 3/4"

## Instructions:

1. Fold card base in half on scoreline.
2. Emboss yellow cardstock strips and adhere to card front.
3. Die cut circle into card front (about 1 3/4" circle).
4. Punch striped bee and trim top so it's in a perfect circle.
5. Color white lines using Blends.
6. Adhere to card front using Diemsnaionals

# Hello Ladybug Bumblebee Card

How to make a bumblebee with ladybug products!

Lorri Heiling

[lorriheiling@gmail.com](mailto:lorriheiling@gmail.com)

[confessionsofastampingaddict.com](http://confessionsofastampingaddict.com)

7. Punch Vellum Cardstock wings and adhere to bumblebee using Mini Glue Dot.
8. Adhere large Matte Black Dot on Vellum wings.
9. Add Wink of Stella to Bumblebee wings.
10. Color Black and White Baker's Twine using Blends.
11. Tie bow and adhere to card front as shown, using Mini Glue Dot.
12. Stamp white cardstock with sentiment and flowers using Memento Black and Bumblebee inks.
13. Add 3 Matte Black Dots to flower centers.
14. Adhere to inside of card.

# Hello Ladybug Bumblebee Card

How to make a bumblebee with ladybug products!

Lorri Heiling

[lorriheiling@gmail.com](mailto:lorriheiling@gmail.com)

[confessionsofastampingaddict.com](http://confessionsofastampingaddict.com)



Hello Ladybug Bundle (English) - 157699

Price: \$32.25

Add to Cart



Hello Ladybug Photopolymer Stamp Set (English) - 157693

Price: \$18.00

Add to Cart



Ladybug Builder Punch - 157698

Price: \$18.00


Add to Cart



Layering Circles Dies - 151770

Price: \$35.00

Add to Cart



All Together 6" X 6" (15.2 X 15.2 Cm) Designer Series Paper - 160039

Price: \$11.50


Add to Cart



Basic Black 8-1/2" X 11" Cardstock - 121045

Price: \$8.75

Add to Cart



So Saffron 8-1/2" X 11" Cardstock - 105118

Price: \$8.75

Add to Cart



Daffodil Delight 8-1/2" X 11" Cardstock - 119683

Price: \$8.75


Add to Cart



Bumblebee 8-1/2" X 11" Cardstock - 153077

Price: \$8.75

Add to Cart



Mango Melody 8-1/2" X 11" Cardstock - 146989

Price: \$8.75

Add to Cart



Basic White 8-1/2" X 11" Cardstock - 159276

Price: \$9.75

Add to Cart



Vellum 8-1/2" X 11" Cardstock - 101856

Price: \$10.00

Add to Cart



Bumblebee Classic Stampin' Pad - 153116

Price: \$7.50

Add to Cart



Tuxedo Black Memento Ink Pad - 132708

Price: \$6.00

Add to Cart



Daffodil Delight Stampin' Blends Combo Pack - 154883

Price: \$9.00

Add to Cart

# Hello Ladybug Bumblebee Card

How to make a bumblebee with ladybug products!

Lorri Heiling

[lorriheiling@gmail.com](mailto:lorriheiling@gmail.com)


[confessionsofastampingaddict.com](http://confessionsofastampingaddict.com)



Playful Pets Trim  
Combo Pack -  
152466

Price: \$7.50

Add to Cart



Matte Black Dots -  
154284

Price: \$7.00

Add to Cart



Wink Of Stella  
Clear Glitter Brush  
- 141897

Price: \$8.00

Add to Cart



Hive 3D  
Embossing Folder  
- 157955

Price: \$9.00

Add to Cart



Take Your Pick -  
144107

Price: \$10.00

Add to Cart



Multipurpose  
Liquid Glue -  
110755

Price: \$4.00

Add to Cart



Stampin'  
Dimensionals -  
104430

Price: \$4.00

Add to Cart



Mini Glue Dots -  
103683

Price: \$5.25

Add to Cart

Add All to Cart